

# R 1250 RT-P



## ***UNCOMPROMISING PERFORMANCE***

The BMW R 1250 RT-P is a true all-round performer which excels in every mission. Whether it's patrolling freeways or city streets, the maneuverability and long-distance comfort makes this top-class police motorcycle a workstation for those with high demands.

## ***INTELLIGENT DESIGN***

A relaxed, safe ride with outstanding comfort, powerful potential and precise handling: the BMW R 1250 RT-P has been a symbol of these virtues for more than three decades.

The latest version of the BMW R 1250 RT-P with extensive equipment components and low fuel consumption sets the benchmark even higher when it comes to supremacy, agility, ergonomics, power and dynamics.

# The R 1250 RT-P

## Your Best Long-Term Value!

*No police motor sold today has a higher level of standard equipment than the BMW ... you have told us what you use and need ... and BMW supplies it!*

BMW Police Motors are being utilized by more than 550 agencies in the US, including the three largest US fleets operated by the California Highway Patrol, Los Angeles Police Department and Los Angeles Sheriff's Department.



### BMW R 1250 RT-P Standard Features:

- Electronic Suspension Adjustment (ESA) with Dynamic Traction Control (DTC)
- ABS Pro increasing braking effectiveness in corners
- EU-4 emissions are now certified for use with octane as low as 87 AKI regular fuel.
- Tire Pressure Monitoring
- Heated seat and heated handlebar grips (5-level adjustment for heat settings)
- Electronic Cruise Control (controls down to 8 mph)
- Weather Protection: provides rain, wind and heat protection / keeps rider and motor clean
- Rider Information Display including system voltage, ambient temperature, etc.
- Fully integral ABS braking system with independent rear wheel brake control
- Electronic lock-release integrated radio box with wiring ports, ground plate and antenna mount
- Police-specific top-opening saddlebags with glove-friendly latch and optional work bag liner
- Linked dual 16 Ah maintenance-free batteries with 10 separately monitored equipment circuits
- Wind tunnel optimized full fairing provides superior air management with no engine heat on rider.
- Four-way emergency flashers as well as two-way rear flashers, blue ID lights.
- Central stand allowing easier maintenance such as tire changes, cleaning, etc.
- All lights "off" switch with dimmable dashboard information display.
- Cruise lights for dimmed front and rear emergency light steady illumination.
- Wig-wag headlight function (three selectable frequencies or off).
- Alley light switch enables independent illumination of L or R front side LED alley lights.
- Integrated fairing-mounted speakers for radio & radar, pre-wired inside radio box w/ mute switch.
- GMSF managed power connection bus inside radio box for all common equipment connections.
- Accurate digital police speedometer with pace-lock display.
- Three-tone BMW 120 dB twin-speaker siren with wail/yelp/hyper-yelp, air horn and public address.
- Cutting-edge BMW/Code 3 LED emergency lighting system with LIN-bus control.
- Electrically adjustable windshield, adjustable seat height, adjustable brake, clutch & shift lever.
- Full radio interference suppression system with optimized radio antenna and control head mount.
- Gun lock release handlebar switch and pre-wired harness for lock.
- Corrosion-resistant stainless-steel front and rear protection bar system.
- Pre-wired moving radar connection (VSS, battery+, switched power +, ground)
- Pre-wired constant and switched-power circuits for computers, printers or video systems.
- Side stand holds motorcycle on grades up to 9% without locking mechanism
- The largest fuel tank (6.6 gal) with dramatically better fuel economy and range ≥300 miles.
- The longest service intervals (6,000 miles) for oil change / maintenance.
- The most comprehensive warranty covering all BMW supplied equipment, not just the motorcycle, enables your authorized BMW dealer to keep your motors on the road with less down-time.

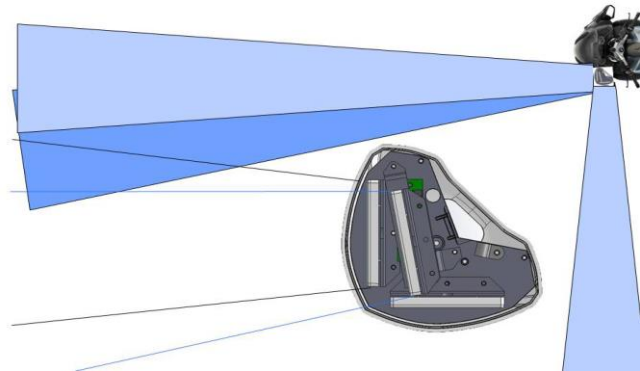
The high level of standard and available equipment means significantly lower up-fitting costs as well as greater utilization and reliability for your agency. **Look carefully at what features you specify in your RFQ's when comparing price and value.**

## The R 1250 RT-P Emergency Lighting

The R 1250 RT-P provides the most modern, integrated lighting system available on a police motor. The auxiliary rear emergency light unit provides high-intensity visibility in all situations, plus provides additional benefit if the radio box lid is opened during the violator stop.

The BMW emergency lighting system provides:

- Four times the forward intensity of the prior model
- Focused lighting to cover primary danger zones where motorists are likely to turn left or pull-out in your path
- High intensity take-down lights and alley lights
- Alternating wig-wag functionality to maximize visibility
- Optimally grounded radio antenna mounting bracket (standard equipment), which is suitable for any radio frequency from 40 MHz to 800+ MHz.



## Rear Light Module

Integration is further enhanced with the rear light module, which combines all of the lighting system components previously mounted on the rear of the police motor together in an easily-accessible controller module.

- Rear and rear-side facing emergency lights provide greater intensity than the previous double-stacked units.
- New high-mount rear-facing auxiliary brake & tail lights enhance visibility for approaching vehicles.
- Side-facing auxiliary turn signals add visibility when changing lanes while passing vehicles.
- Fully-integrated rear ID lights in blue or red keep license plate area uncluttered.
- Motion activated saddlebag lights provide visibility in bags at night / low light environments.



## Saddlebag Illumination

Saddlebag illumination is another feature for the R 1250 RT-P. Two LEDs are precisely focused to illuminate the inside of the police saddlebag. Actuation is simple ... wave your hand by the light and a proximity sensor will turn-on both saddlebag lights for 15 seconds, then automatically turn them off! If you need the light for a longer period, wave your hand again and you get another 15 seconds of illumination. A cool yet extremely practical feature when loading / unloading at night, in low light conditions, parking garages, etc.



## Handlebar Switch Assemblies

- Emergency light & siren switch has been relocated for optimal access. A touch of the switch activates lighting and siren system.
- Emergency lights now offer two program pattern switching modes.
- Siren has been programmed for quick switch response for “chirp” activation as well as wail, yelp, hyper-yelp and air horn.
- Radio speaker mute switch function now standard.



## Full Color TFT Dashboard

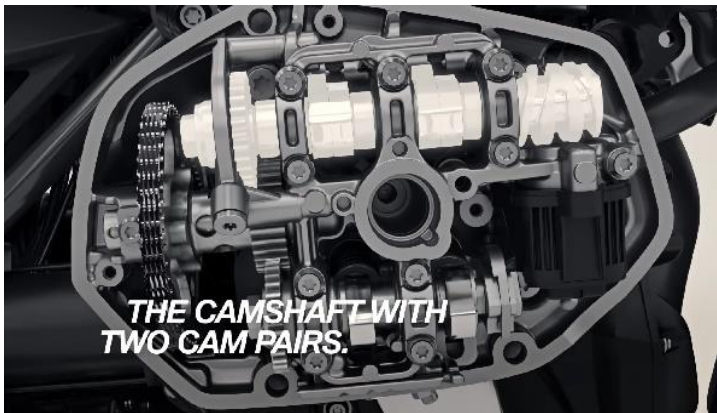


Full-color TFT dashboard provides a wealth of information to rider via the thumb-wheel control. Dashboard angle is adjustable to eliminate glare for officers of any height.

Integrated radio head and map light mounting is standard equipment on the new R 1250 RT-P, thereby facilitating quick yet secure installation of the radio control head. Combined with the standard radio antenna mounting at the rear, the RT-P is ready for any police radio installation without purchasing extra mounts. The mounting will also facilitate the tandem mounting of a police video system display / control head while retaining easy access to the ignition switch.




## Shift Cam Technology

The new BMW Shift Cam technology enables variation of the valve timing and valve stroke on the intake side. In addition, the intake camshafts are designed for asynchronous opening of the two intake valves, resulting in enhanced swirling of the fresh incoming air-fuel mixture, and, therefore, more effective combustion. Other technical changes to the engine relate to the camshaft drive – now with a toothed chain (previously a roller chain) – an optimized oil supply, twin-jet injection valves and a new exhaust system.



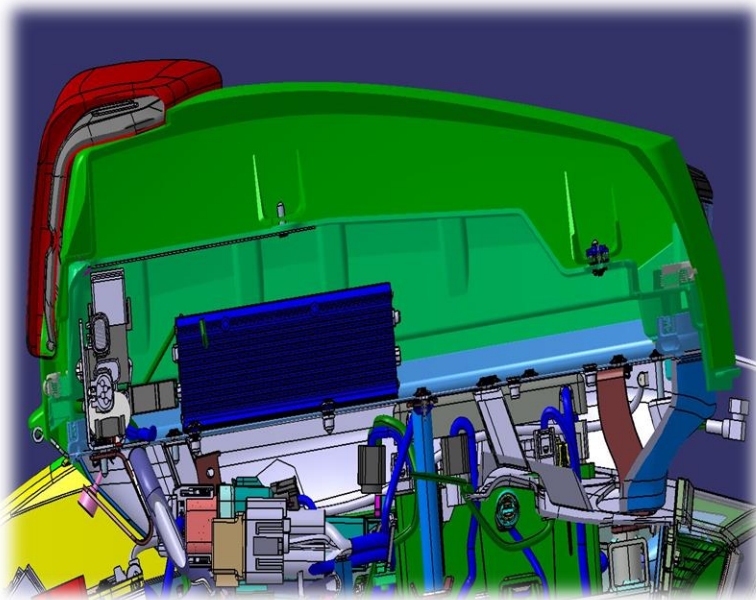
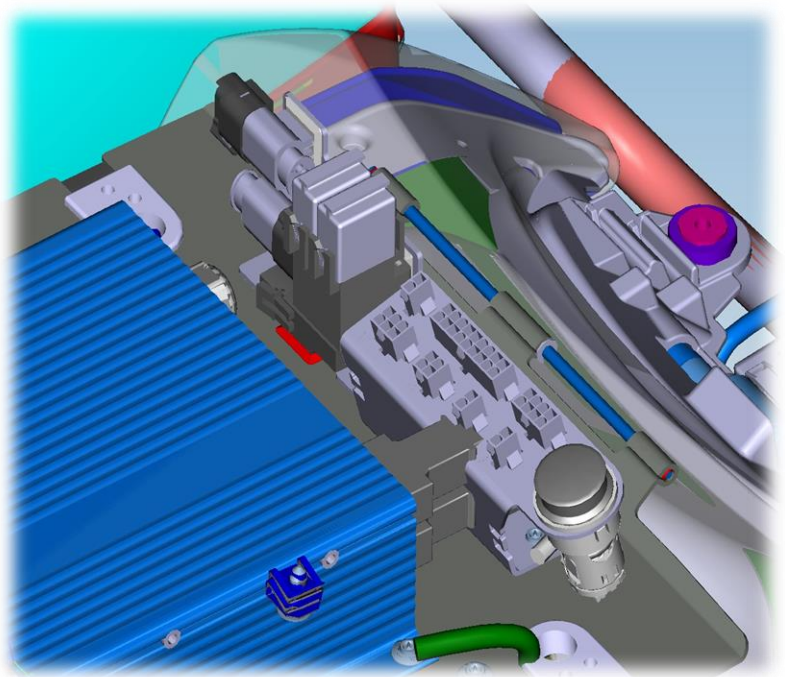
- New level of power and torque
- Improved performance
- Increased smoothness
- Reduced emissions
- Increased fuel economy
- Robust exhaust note
- Increased performance in lower power band



## Advanced Electrical System

The R 1250 RT-P sets the standard for electrical power management while providing fast and efficient connection of police equipment. The GMSF (Body Controller authority) controls all special authority circuit outputs and charging of the auxiliary battery. There is no need for fuses, the GMSF monitors and protects outputs, controlling circuits for all police accessories:

- Gun Lock (6A)
- Radio (15A)
- Auxiliary LED Emergency Lights
- LED Flasher Connection (10A + 6A)
- Helmet Headset Interface (2A)
- Lighter Socket (6A)
- Accessory I (2A)
- Accessory II (2A)
- Accessory III (2A)
- Fairing Radio Speakers
- Radar Connection (6A)



The radio box on the R 1250 RT-P features an electronic release, eliminating the need for a key to open the box. The Body Controller authority and auxiliary battery are located under the radio box for optimal protection and interference suppression (average police radio chassis illustrated in radio box). The GMSF controls all accessory outputs and limits the time each output is powered after ignition-off. When each output is switched off, no parasitic loads are possible. The GMSF also monitors battery condition and systematically shuts-down accessory outputs to ensure the auxiliary battery cannot be flattened / damaged. At an average of \$1.50 a minute, installation labor for radios and accessories can be greatly reduced which significantly lowers your overall police motor preparation costs.

## Longer Seating Surfaces and Narrower Frame



### **“Freshtouch” cover for heated seat.**

- Approx. 18°F cooler under direct sunlight.
- Optimized foam padding for greater comfort.
- Transfers warmth from the heated seats better.

## Optional Value from BMW R 1250 RT-P Motors:

BMW provides the most comprehensive assortment of options specifically designed for BMW motors, from simple map lights to electric locking assault rifle mounts. BMW designs these options to enable agencies to professionally mount the specialized equipment that we know you need and use, enabling everything to work properly. Additionally, these specially designed mounts greatly reduce the installation time over “universal” mounts (universal means it doesn’t fit anything properly), making the final package more affordable. All options are warranted by BMW to fit and function properly! A detailed listing of available options is in this information sheet.

Many recent entrants to the police motor arena have made claims of being much less expensive, but when the bidding is over and the dust settles, those motors are usually similar in price or even more expensive than the BMW with far less standard equipment and higher operating costs! Don’t be fooled by the newcomers!

## Factory and Dealer added options available at additional cost:

- Keyless Ride
- Gear Shift Assist Pro – enables up and down shifting without clutch once motor is moving in 1<sup>st</sup> gear
- Chrome Exhaust – beautify your ride
- Additional Fog Lights – provides low level lighting for fog / alternatively flashes with headlight flasher during daytime operation of emergency lights
- PA Microphone
- High Seat Heated – no charge high seat option
- Low Seat Heated – no charge low seat option

## How Important is Fuel Economy?

The long-term operational fuel cost for motors is an item seldom noted in most bids. BMW has recognized that most agencies have 87 AKI fuel in agency pumps at a cost substantially less than fuel motors purchase on the street.

BMW has tuned the engine on the MY17→ R 1250 RT-P to operate on fuel with octane rates as low as 87 AKI, which provides tremendous savings to agencies over purchasing premium fuel at local gas stations. The chart on the right illustrates the potential cost savings.

Often, motor purchases are decided with minimal differences in price without consideration to the effect of operational cost, yet these costs can dwarf the variance between competing bids. Fuel cost is one more reason why BMW Police Motors are the best long-term value for your agency.

Fuel Cost Savings - Southern California				
July, 2017				
Lifecycle Mileage		40,000	70,000	100,000
BMW R 1200 RT-P	MPG <sup>1</sup>	38.8		
Total Fuel Lifecycle Cost				
Premium - Retail	\$ 3.08	\$ 3,175.26	\$ 5,556.70	\$ 7,938.14
Regular - Retail	\$ 2.87	\$ 2,958.76	\$ 5,177.84	\$ 7,396.91
Regular - Bulk*	\$ 2.18	\$ 2,247.42	\$ 3,932.99	\$ 5,618.56
Savings				
BMW Regular Retail vs Premium		\$ 216.49	\$ 378.87	\$ 541.24
BMW Regular Bulk vs Premium		\$ 927.84	\$ 1,623.71	\$ 2,319.59
H-D FLHTP <sup>2</sup>	MPG <sup>1</sup>	35.7		
Total Fuel Lifecycle Cost				
Premium - Retail	\$ 3.08	\$ 3,450.98	\$ 6,039.22	\$ 8,627.45
Savings				
BMW Premium vs FLHTP		\$ 275.72	\$ 482.51	\$ 689.31
BMW Regular Retail vs FLHTP		\$ 492.22	\$ 861.38	\$ 1,230.54
BMW Regular Bulk vs FLHTP		\$ 1,203.56	\$ 2,106.23	\$ 3,008.89

\* Price of regular fuel, purchased by LAPD in bulk 7/2017  
Retail fuel prices based on LA Times published 7/13/2017

<sup>1</sup> MPG based on 2017 LASD test results for MY17 BMW  
R 1200 RT-P and H-D FLHTP - your results may vary

<sup>2</sup> H-D FLHTP only rated for premium fuel based on MY17  
H-D Owner's Manual

## BMW provides service maintenance training classes at our Ontario, CA BMW Training Center free-of-charge to the agency.

This class is specifically tailored to agency technicians who wish to fully maintain the motor as well as perform supplementary work such tire changes, clutch replacement, etc. BMW also offers training on the BMW ISPI diagnostic tester system for agencies with larger fleets that can justify the acquisition of a diagnostic tester. The training enrollment form can be found under the training tab on the BMW Police Motors website at [www.bmwmc.net](http://www.bmwmc.net).





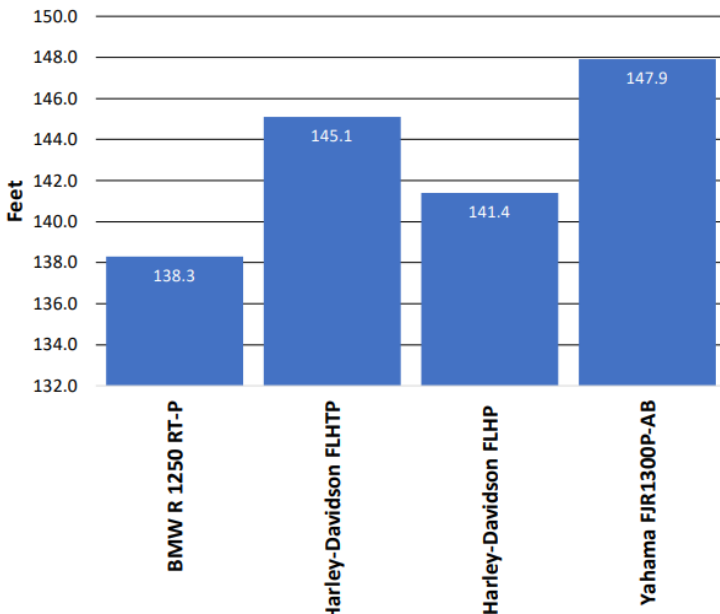
# BMW Motors Perform at Michigan State Police Vehicle Test.

BMW Motorrad USA supports the Michigan State Police Vehicle Test, participating again in the 2022MY vehicle test program, with the R 1250 RT-P performing flawlessly in the testing, registering impressive results in all test categories throughout the testing program. Go to [www.bmwmc.net](http://www.bmwmc.net) under Products / Agency Reviews to see the complete test report with details on all motors tested.

SUMMARY OF MOTORCYCLE ACCELERATION & TOP SPEED				
	BMW R 1250 RT-P	Harley-Davidson FLHTP	Harley-Davidson FLHP	Yamaha FJR1300 P-AB
<b>ACCELERATION (seconds)</b>				
0-20 mph	1.42	1.38	1.26	1.75
0-30 mph	2.08	2.05	1.89	2.37
0-40 mph	2.67	2.84	2.68	2.98
0-50 mph	3.37	4.17	3.96	3.56
0-60 mph	4.17	5.56	5.30	4.45
0-70 mph	4.95	7.16	6.85	5.26
0-80 mph	5.98	9.48	9.04	6.42
0-90 mph	7.16	12.48	11.81	7.62
0-100 mph	9.29	18.74	17.20	9.25
TOP SPEED (mph)	134	110	110	145
<b>DISTANCE TO REACH (miles)</b>				
100 mph	0.15	0.37	0.33	0.15
120 mph	0.35	N/A	N/A	0.30
Top Speed	2.42	0.83	0.71	0.94

MOTORCYCLE DYNAMICS TESTING SEPTEMBER 16, 2021							
Vehicles	Drivers	Lap 1	Lap 2	Lap 3	Lap 4	Lap 5	Average
BMW R 1250 RT-P	ROGERS	01:35.52	01:35.49	01:35.55	01:35.11	01:34.97	01:35.33
	CUPP	01:35.32	01:34.90	01:34.99	01:35.30	01:34.96	01:35.10
	AGEMA	01:43.31	01:42.40	01:42.77	01:42.48	01:42.19	01:42.63
	DARLINGTON	01:37.22	01:37.11	01:36.65	01:36.62	01:36.35	01:36.79
Overall Average							01:37.46
Harley-Davidson FLHTP	AGEMA	01:52.84	01:52.90	01:52.08	01:51.66	01:52.32	01:52.36
	DARLINGTON	01:48.66	01:49.19	01:49.24	01:49.32	01:48.98	01:49.08
	CUPP	01:48.76	01:49.27	01:48.51	01:48.52	01:47.76	01:48.57
	ROGERS	01:47.40	01:47.34	01:47.39	01:47.20	01:47.12	01:47.29
Overall Average							01:49.32
Harley-Davidson FLHP	DARLINGTON	01:51.16	01:50.95	01:50.90	01:50.77	01:50.46	01:50.85
	AGEMA	01:54.80	01:54.61	01:54.41	01:54.30	01:54.73	01:54.57
	ROGERS	01:49.06	01:49.71	01:49.50	01:49.20	01:49.48	01:49.39
	CUPP	01:49.23	01:48.57	01:48.74	01:49.09	01:48.93	01:48.91
Overall Average							01:50.93
Yamaha FJR1300P-AB	CUPP	01:37.96	01:37.18	01:36.68	01:36.74	01:36.22	01:36.95
	ROGERS	01:35.89	01:36.02	01:35.31	01:35.34	01:36.01	01:35.71
	DARLINGTON	01:37.59	01:37.55	01:37.36	01:37.13	01:37.00	01:37.33
	AGEMA	01:43.52	01:43.79	01:43.47	01:42.73	01:42.99	01:43.30
Overall Average							01:38.32




**2022 Motorcycle Brake Testing  
Projected Stopping Distance**



BMW Motorrad USA thanks the Michigan State Police for conducting their annual vehicle testing program, which we feel is a valuable service to law enforcement agencies everywhere.

# 2022 Police Motor Comparison Chart

Manufacturer's Equipment

	BMW R 1250 RT-P	Harley-Davidson FLHTP	Harley-Davidson FLHP
			
<b>Engine:</b> Displacement: Horsepower: Torque: Transmission: Clutch: Rear Drive: Minimum Octane Rating: Fuel Economy: (from 2017 LASD vehicle test) Electrical Output at Idle: Cooling System: Service Interval (in miles):	<b>Engine:</b> 1254 cc 136 bhp @ 7,750 rpm 105 lb/ft @ 6,500 rpm 6-Speed 8-plate wet Shaft w/bevel gears 87 AKI (regular) 49.5 mpg (WMTC) 23-34 Ah (variable) Air / Water w/fan drive 600, then every 6,000	<b>Engine:</b> 1868 Not Listed 123 lb/ft @ 3,000 rpm 6-Speed 9-plate wet Belt 91 AKI (premium) 43 mpg 28 Ah Air / oil (fan optional) 1,000, then every 5,000	<b>Engine:</b> 1868cc Not Listed 123 lb/ft @ 3,000 rpm 6-Speed 9-plate wet Belt 91 AKI (premium) 43 mpg 28 Ah Air / oil (fan optional) 1,000, then every 5,000
<b>Safety Features:</b> Anti-lock Brakes: Cornering ABS: Traction Control: Tire Pressure Monitoring: Ride Modes: Rain & Road	<b>Safety Features:</b> Standard Standard Standard Standard Standard	<b>Safety Features:</b> Standard Standard Standard Standard Not Available	<b>Safety Features:</b> Standard Standard Standard Standard Not Available
<b>Performance: *</b> Acceleration 0 – 100 mph: Top Speed: Braking 60 – 0: Dynamic Track Avg. Lap Time: Cornering / Lean Angle: Wet Weight:	<b>Performance: *</b> 9.29 sec. 134 / 125 <sup>2</sup> mph 138.3 feet 1:37.46 46 degrees 650 lbs. (complete)	<b>Performance: *</b> 18.74 sec. 110 mph 145.1 feet 1:49.32 32 degrees 844 lbs. (stripped)	<b>Performance: *</b> 17.02 sec. 110 mph 114.4 feet 1:50.93 32 degrees 842 lbs. (stripped)
<b>Equipment / Features:</b> Electronic Suspension Adjustment: Electric adjustable windshield: Radio box: Siren system: Full emergency lighting system: Photo-cell wig-wag headlight system: Pre-wired radio box connection strip: Auxiliary battery system: Parasitic load control: Take-down lights: Alley lights: Cruise lights: Pre-wired fairing dual radio speakers: Adjustable hand levers: Radio box lighter socket: Pre-wired gun lock release w/timer: Center stand: Heated seat: Heated grips: Electronic cruise control: Adjustable seat height:	<b>Equipment / Features:</b> Standard Standard Standard Standard Standard <sup>1</sup> Standard Standard Standard Standard Standard <sup>1</sup> Standard <sup>1</sup> Standard Standard Standard Standard Standard Standard Standard <sup>1</sup> Standard Standard 6 mph + in any gear 2 positions; Standard, Low or High Seats Available.	<b>Equipment / Features:</b> Not Available Not Available Optional Optional Optional Not Available Not Available Optional Not Available Not Available Optional Not Available Not Available Not Available Not Available Not Available Not Available Not Available Optional Not Available 29-90 mph in 2+ gear Seat strut adjustment based on rider weight.	<b>Equipment / Features:</b> Not Available Not Available Optional Optional Optional Not Available Not Available Optional Not Available Not Available Optional Not Available Not Available Not Available Not Available Not Available Not Available Not Available Optional Not Available 29-90 mph in 2+ gear Seat strut adjustment based on rider weight.
<b>Manufacturer's New Motorcycle Limited Warranty:</b>	36 months/60,000 miles	36 months/60,000 miles	36 months/60,000 miles

\* Performance results from 2020 Michigan State Police vehicle test preliminary report. Competitor information obtained from manufacturer's website documentation.

<sup>1</sup> Full or partial feature can be optionally deleted. <sup>2</sup> Top speed limit of 125 can be programmed by authorized BMW dealer if desired.

## R 1250 RT-P Options / Equipment Listing

### Factory Color Choices:

Night Black & Alpine White III (753)  
Alpine White III (751) (Special Order)  
Night Black (716)

### Factory & Dealer Added Options:

Keyless Ride (193)  
Gear Shift Assist Pro (222)  
Chrome Exhaust (350)  
Additional Fog Lights (562)  
High Seat – Heated (610)  
Low Seat – Heated (776)

### Standard Factory Features:

Heated Single Seat (518)\*  
Heated Handlebar Grips (series std.)  
TPM (Tire Pressure Monitoring) (530)\*  
Traction Control System (series std.)  
ABS Pro (series std. from MY2018)  
Electronic Cruise Control  
Weather Protection Pkg. (649)\*  
US Authority Package (113)  
Authority Package (369)  
Full Interference Suppression (461)  
Electronic Siren (486)  
Authority Speedometer MPH (504)  
Auxiliary Battery (537)  
Switch-Off Lights (570)  
Single Seat w/Large Radio Box (642)  
Painted Special Duty Cases (660)  
Front Protection Bars (672)  
Rear Protection Bars (674)  
Deviation from Standard (719)  
Rear Socket (764)  
Michelin Tires (788)  
Authority Vehicle (998)  
Emergency Light Options  
Red, Blue, Amber, White LEDX Modules  
Duplex LEDX Rear Module  
(Blue/Blue, Red/Red, Blue/Red, Blue/Amber)  
Twin Torus LED Take-Down Lights  
Single Torus LED Alley Lights  
Auxiliary Brake/Tail LED Lights  
Auxiliary Side Turn Signal Lights  
Saddlebag LED Lights

### Other Convenience Options:

Extra Ignition Key / Keyless Ride Fob  
Low Seat - Not Heated  
Std. Seat – Not Heated  
High Seat – Not Heated  
Low Seat - Heated  
High Seat - Heated  
Tire Pressure Gauge  
Saddlebag Liners (each)

# Technical Specifications

# R 1250 RT-P

<b>Engine Layout</b>	Air/water-cooled flat twin "Boxer" 4 stroke engine, two camshafts and four radially aligned valves per cylinder, central balancer shaft, BMW Shift Cam VVT
<b>Bore x stroke</b>	102.5 mm x 76 mm
<b>Displacement</b>	1,254 cc
<b>Rated output</b>	136 hp (100 kW) at 7,750 rpm
<b>Max. torque</b>	105 ft-lb (143 Nm) at 6,250 rpm
<b>Compression ratio</b>	12.5 : 1
<b>Mixture control / engine management</b>	Electronic intake pipe injection / BMS-X+ electronic engine management with E-Gas electronic throttle actuator, ride mode control (rain / road), optional Ride Modes Pro with additional dynamic mode, reduced throttle twist angle to 70°
<b>Emission control</b>	Closed-loop 3-way catalytic converter, emission standard EU-4
<b>Cooling System</b>	Air / water precision cooled, thermostatically-controlled micro-cooled, large radiators with computer-controlled auxiliary fan drive
<b>Maximum speed</b>	125+ mph (200 km/h)
<b>Fuel consumption</b>	60 mpg at a constant 56 mph
<b>Fuel type</b>	Premium fuel 91 AKI (pursuit rated minimum octane rating: 87 AKI)
<b>Alternator</b>	Dual speed alternator 508W w/auxiliary battery / 34Ah output at idle
<b>Battery, Main</b>	12 V / 16 Ah, AGM maintenance-free
<b>Battery, Auxiliary</b>	12 V / 16 Ah, AGM maintenance-free, with computer controlled charging relay
<b>Clutch</b>	Self-energizing wet clutch, 8-plates, hydraulic self-adjusting
<b>Gearbox</b>	Constant mesh 6-speed gearbox with helical gear teeth
<b>Drive System</b>	Shaft drive with integral torsion damper; standard ABS and traction control
<b>Frame</b>	Continuous tubular steel bridge-type frame, bolt-on rear frame section
<b>Front wheel location / suspension</b>	BMW Motorrad Telelever, central spring strut, hydraulic steering damper
<b>Rear wheel location / suspension</b>	Cast aluminum single-sided swing arm with BMW Motorrad EVO Paralever; WAD strut (travel-related damping), spring preload hydraulically adjustable (continuously variable) at hand wheel, rebound damping adjustable
<b>Suspension travel front / rear</b>	4.7/5.4 inches (120 mm / 136 mm)
<b>Wheelbase</b>	58.5 inches (1,485 mm)
<b>Castor</b>	3.92 inches (99.6 mm)
<b>Steering head angle</b>	64.1°
<b>Wheels</b>	Cast aluminum wheels, MTH2 rim profile
<b>Rim, front</b>	3.50 x 17"
<b>Rim, rear</b>	5.50 x 17"
<b>Tires, front</b>	120/70 ZR 17 Michelin Pilot Road 4
<b>Tires, rear</b>	180/55 ZR 17 Michelin Pilot Road 4
<b>Brake, front</b>	Dual disc brake, floating brake discs, diameter 320 mm, four-piston radial calipers
<b>Brake, rear</b>	Single disc brake, diameter 275 mm, double-piston floating caliper
<b>ABS</b>	BMW Motorrad Integral ABS (Fully-integral) with ABS Pro standard
<b>Length</b>	87.5 inches (2,222 mm)
<b>Width (incl. mirrors)</b>	38.7 inches (983 mm)
<b>Height (excl. mirrors)</b>	55.7 inches (1,416 mm)
<b>Seat height, wet weight</b>	31.7/32.5 inches Std (high: 32.7 / 33.5 inches; low seat: 29.9 / 30.7 inches)
<b>Weight, wet</b>	650 lbs (295 kg)
<b>GVWR</b>	1,091 lbs (495 kg)
<b>Payload including rider</b>	441 lbs (200 kg)
<b>Usable tank volume</b>	6.6 gallons (25.0 liters)
<b>Reserve</b>	Approx. 1 gallon (4.0 liters)
<b>Saddlebag volume</b>	23 liters each, top-opening
<b>Single key locking system</b>	Two metal coded keys are standard or two fob transmitters with Keyless Ride option. Additional coded keys or fobs can be ordered with unit or after purchase.
<b>Siren system</b>	BMW twin speaker electronic siren with wail, yelp, hyper-yelp, air-horn, PA. SAE J1849 and CA Title 13 compliant. 120 dB (A) @ 3 m.
<b>Emergency lighting system</b>	BMW/Code 3 LED light system (maximum 10 LEDX light heads) with alternating flash sequence, channel segregation for front & rear and duplex LEDX auxiliary rear.
<b>Alley lights</b>	Integrated alley light function utilizing separate Torus LED, selectable alternating wig-wag with emergency light operation.
<b>Cruise lights</b>	Integrated cruise light function for front and rear facing LED emergency lights to steady-burn at 10% power output.
<b>Take-down lights</b>	Integrated twin Torus LED, with selection switch for steady-burn or wig/wag alternating flash with emergency light operation.

# BMW Motorrad USA



## Contact Information:

**Keith Wilson, Nat'l Authority & Fleet Sales Manager**

[Keith.Wilson@bmwna.com](mailto:Keith.Wilson@bmwna.com) (248-472-6786 Cell)

**BMW Police Motors Website**

[www.bmwmc.net](http://www.bmwmc.net)

## Limited Warranty - 2022 Police Motorcycles (Valid only in the U.S.A.)

**Warrantor** - BMW of North America, LLC ("BMW NA") warrants to the first retail Public Authority (Purchaser) and each subsequent Purchaser of 2022 U.S. specification R 1250 RT-P, F 850 GS-P and F 750 GS-P BMW Police motorcycles, imported by BMW NA against defects in material or workmanship.

**Warranty Begins**- Coverage begins with the date of the first retail sale or the date the vehicle is first placed into service as a sale demonstrator, BMW Press vehicle, BMW Employee Lease vehicle, BMW demonstrator, BMW display vehicle, BMW Fleet vehicle or BMW dealer demonstrator prior to sale at retail, on the date the vehicle is first placed in such service.

**Warranty Period**-The warranty period is 36 months or 36,000 miles (60,000 miles for BMW Authority vehicles) whichever occurs first except for as noted below.

**Warranty Coverage**-To obtain warranty service coverage, the vehicle must be brought, upon discovery of the defect in material or workmanship, to the workshop of an authorized BMW motorcycle and scooter dealer in the United States or Puerto Rico, during normal business hours. This BMW dealer will, without charge for parts or labor, either repair or replace the defective part(s) using new or authorized remanufactured parts. The decision to repair or replace said part(s) is solely the prerogative of BMW NA. Parts for which replacements are made become the property of BMW NA. In all cases, a reasonable time must be allowed for warranty repairs to be completed after the vehicle is received by the BMW dealer. Warranty repairs do not constitute an extension of the original limited warranty period for the vehicle or a part thereof.

**BMW NA hereby excludes incidental and consequential damages, including loss of time, inconvenience, or loss of use of the vehicle, for any breach of any express or implied warranty, including implied warranty of merchantability that may be applicable to this product. Some states do not allow limitations on how long an implied warranty lasts, or the exclusion or limitation of incidental or consequential damages, so the above limitations and exclusion may not apply to each owner.**

This warranty gives the owner specific legal rights and the owner may also have other rights, which vary from state to state. Any legal claim or action arising from any express or limited warranty contained herein must be brought within 12 months of the date it arises. This warranty is applicable to US specification motorcycles and scooters operated within the United States. US specification motorcycles and scooters operated outside of the United States may be covered by the BMW Motorrad international limited warranty, which may differ in coverage from the US limited warranty. All maintenance services must be performed to keep your warranty coverage valid. It is the owner's responsibility to maintain the vehicle as indicated by the vehicle's Condition Based Service (CBS) display and/or as outlined in the Maintenance Service Summary section of this booklet. Prior to performing service or repair work under warranty, when necessary, the owner must present to the authorized BMW dealer proof that the periodic maintenance services were performed at the required intervals. The repair invoices/receipts for the completion of required maintenance services should be retained for this purpose.

**Notwithstanding the above, the following items are warranted against defects in material and workmanship for the first 12 months:**

- Halogen headlight bulbs
- Paint, powder coat and chrome finishes
- Chrome

**Notwithstanding the above, the following items are warranted against defects in material and workmanship for the first 24 months:**

- Batteries
- Xenon & LED bulbs as original equipment supplied by BMW (not Code 3, see below for Code 3 LED warning light warranty)

**This warranty does not apply to the following, except as noted above:**

**a.) Maintenance Services:** Maintenance services and parts when replaced during maintenance such as spark plugs, lubricants, fluids, engine tune-up parts, replacement of filters and coolant. Mechanical adjustments or repairs that become necessary through normal wear and tear such as throttle body synchronization, steering bearing adjustments or other periodic maintenance oil.

**b.) Failure to maintain** the vehicle properly in accordance with the Owner's Manual or the Service and Warranty Information booklet that results in the failure of any part of the vehicle.

**c.) Service & Wear Items:** This includes, the replacement of light bulbs, brake pads, linings and rotor assemblies; clutch plates, steering head, wheel and swing arm bearings and ball joints; fuses, control cables, poly V-belt replacement, drive chains, belts, sprockets and pulleys; exhaust pipes and mufflers for discoloration of finish and rubber items such as hand grips, foot rests, foot shift and control cable shields.

**d.) Batteries:** Batteries that exhibit signs of neglect and/or overcharging. Batteries in remote keys/hand-held transmitters account as consumables and are, therefore, not included in the scope of the warranty.

**e.) Tires:** Tires and tubes are warranted by their respective manufacturer for defects in materials and workmanship.

**f.) Garmin Products:** Garmin products manufactured by Garmin International and marketed by BMW NA through BMW Motorrad USA authorized dealers are warranted by Garmin International, for defects in material and workmanship. Please refer to the warranty information provided with these products for further details.

**g.) Improper fuel usage:** Only use fuels advertised to have adequate detergency and low alcohol: For bikes up to and including MY 2018 - maximum 10% ethanol content; for MY 2019 & Newer - maximum 15% ethanol content. Please refer to the owner's manual for important information on the fuel recommended for use in the vehicle. Use of fuels with insufficient detergent and/or excess alcohol can cause drivability problems that necessitate cleaning intake valves and fuel injection valves, and, when applicable, adjusting the engine idle. We suggest having this work performed by an authorized BMW dealer, perhaps while regular maintenance is performed. A BMW dealer can also recommend a gasoline additive that will provide sufficient detergency. While this recommended unscheduled maintenance is not required in order to maintain the emission warranty, cleaning of intake valves or, when applicable, fuel injection valves, or adjustment of engine idle, necessitated by use of inappropriate fuel, is not covered by warranty because no defect in material or workmanship or component failure is involved.

**h.) Damage:** This includes, but is not limited to, damage resulting from negligence, improper treatment, extreme lack of use (100 miles or less per month on average) or improper storage, the installation and use of side cars, three wheel conversions, trailer hitches, the towing of trailers of any description, accidents or improper accident damage repairs, corrosion from road salts, battery acid, cleaning agents, environmental influences, or treatment contrary to the Rider's Manual.

**i.) Non-Genuine BMW Parts:** While you may elect to use non-genuine BMW parts for maintenance or repair services, BMW NA is not obligated to pay for repairs of the non-genuine BMW parts or for repairs of any damage resulting from the use of non-genuine parts. BMW NA will not accept any liability under this warranty for repair of, or damage caused by, any parts and accessories not approved by BMW.

**j.) Damage to a component** or assembly due to the installation of replacement parts with specifications that differ in any material respect from Original BMW Parts.

**k.) Towing:** Limited towing assistance is available through the BMW Motorcycle Roadside Assistance Plan.

**l.) Code 3 Emergency Products:** BMW NA has arranged with Code 3 Public Safety Equipment, Inc. ("Code 3") to allow authorized BMW motorcycle retailers to process valid Code 3 claims for warranty repair / replacement of Code 3 products under the Code 3 warranty; but only for Code 3 products supplied by BMW NA on new BMW police motors and originally distributed by BMW NA through the BMW parts system. Code 3 warranty duration is 3-years for LED light heads, 3-years for siren amplifiers and LED flasher modules and 2-years for siren speakers. Please refer to the warranty information provided by Code 3 with these products for further details. BMW NA does not warrant these products. The ability to utilize the BMW NA warranty system for Code 3 claims is solely for dealer and customer convenience and maximizes customer satisfaction. BMW NA reserves the right to terminate this arrangement.

**m.) Other Emergency Parts** (Lighting, mounting parts, Siren Systems): These components manufactured and distributed by FMS Accessories, Whelen, Federal Signal and Unitrol are warranted by their respective manufacturer for defects in material and workmanship. Please refer to the warranty information provided with these products. Specifically, for products purchased from FMS Accessories please see the FMS policy at <https://fmsaccessories.com/warranty>

**The warranty shall be null and void if:**

- The motorcycle or scooter is used in any competitive events.
- The motorcycle or scooter has been declared a total loss or sold for salvage purposes.
- If the Vehicle Identification Number has been altered or cannot be read.
- Any non-BMW approved performance accessory or component attached to the vehicle which alters the original engineering and/or operating specifications which results or may result in damage to other original components.
- If the odometer has been replaced or altered and the true mileage cannot be determined

